



SERVICE CYLINDER HEADS

Remanufactured 6.7L Cummins Cylinder Heads
Identification and Replacement



Please Note: VIN # is not sufficient for identifying proper replacement.




To ensure we supply an acceptable match for your existing configuration we request your assistance in identifying the cylinder head from your core engine.

There are 2 identifying factors that can be used:

- 1) The presence or absence of the coolant plug, show in the "zoomed picture". This port is located behind the lifting bracket on the exhaust side of the engine near the thermostat.
(Usually the front right side)
- 2) If more accessible, the EGR bracket holes can be used for identification. The GA1200R will only have the row of 5 bolt holes along the top, whereas the GA1100R will have a row on top and bottom.

*After identifying which head you have, you can order the correct re-manufactured head for your application. Some heads are able to be interchanged based on the one currently being used.



**FIND MORE PRODUCTS:
WWW.GRIZZLYTOUGH.COM**